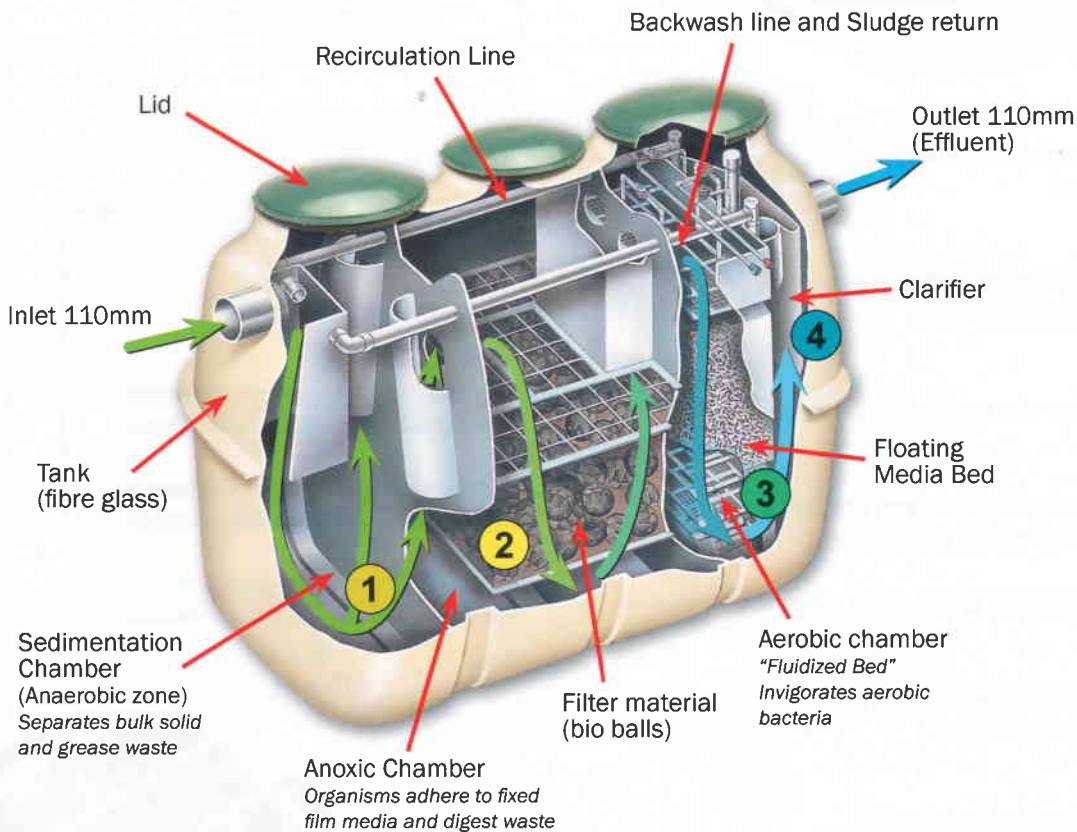


Fusion Series Waste Water Treatment

The Fusion is a factory-built activated sludge sewage treatment plant.



Electrical Panel

- Monitors the system 24/7
- Warning light and siren will notify user if a problem occurs
- Power supply to Blower and UV (disinfection).
- IP65 enclosure



- Indicator lights on front of panel for each alarm condition
- Optional: Dosing pump and effluent pump outputs, GSM module

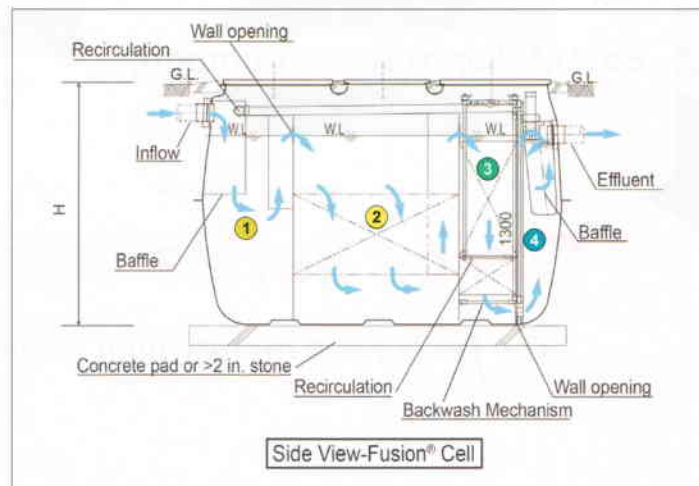
Programmable Blower

Feeds oxygen to aeration chamber and powers recirculation/sludge return



- **Low power consumption**
- **Single tank construction**
- **Tank installed completely underground**
 - **Low noise factor**
 - **Easy installation**
 - **Low maintenance**
 - **No downtime during service / maintenance**
 - **Full nitrification / de-nitrification cycle**
 - **Effluent meets South African DWA General Standard**
 - **Small Footprint**
 - **Solar options available**





Application:

- Residential sewer
- Commercial wastewater secondary treatment
Waste strength reduction:
 <75 mg/l COD
 <25 mg/l TSS
- Commercial wastewater pre-treatment before discharging to municipal sewer network (COD reduction)

Material:

- All materials are noncorrosive in the septic environment.

Easy to Install or retrofit:

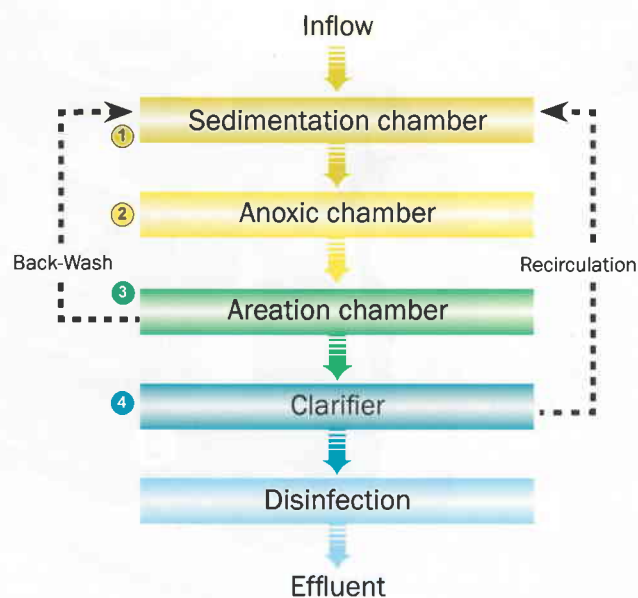
- Fusion Series Treatment Systems are compact, efficient, and designed to be installed in a typical residential/commercial environment.
- Retrofit for septic tanks, conservancy tanks, other systems.

Maintenance:

- System will be provided with maintenance contract.
- Maintenance provider is dependent upon geographical location.
- 6 Monthly service required.
- No check-ups needed between service intervals.

Disinfection:

- Chlorine / UV / Ozone



Available models

Clarus Model	Litres per day Black & Grey Water Combined	Number of people (based on 150 litres per person per day)	Length (mm)	Width (mm)	Height (mm)	Power consumption (Watts) Excluding disinfection
ZF-450	1700	11	2000	1100	1600	60
ZF-800	3000	20	2500	1450	1850	60
ZF-1120	4200	28	3600	1650	1950	120
ZF-1440	5400	36	3750	1800	1950	124
ZF-2000	7500	50	4150	1950	2200	160
ZF-2400	9000	60	4200	2150	2120	261
ZF-3200	12000	80	4600	2250	2400	285
ZF-4000	15000	100	4750	2450	2550	336



East Midlands Water Company

Cell: 082 561 9676
hans@emwc.co.za
www.emwc.co.za